


Literacy This week our literacy learning is all about The Quangle Wangle's hat. What's a Quangle Wangle? Why does it need a hat? What kind of hat does it wear? I wonder if you have lots of questions about the strange title as I do!



Activity 1	Activity 2	Activity 3
<p>Turn to pages 2 and 3. Your first task is to think about what a Quangle Wangle might be. Use your imagination for the talking and drawing activities.</p> <p>Now listen to or watch the poem and draw the Quangle Wangle's hat.</p> <p>Complete reading challenge 2. Remember to use the punctuation and the verses to help with fluency; we don't want to be reading like robots!</p> <p>Complete the thinking challenge on page 6. Are there any animals you haven't heard of before? Perhaps you could research them to find out more.</p> <div data-bbox="224 1476 467 1665"> </div> <p>Complete reading challenge 3 and write about how you feel about the poem using the questions on page 8.</p> <p>Well done, we've started with a lot of reading!</p>	<p>Remind yourself of the poem by reading or listening. Have a good go at the vocabulary challenge on page 9. The language is quite unusual, so don't worry if you haven't heard it before! Ask an adult to help if you need.</p> <p>Now it's time to get creative. We'd love it if you could make a Quangle Wangle's hat and put a picture on our school blog or email to the school.</p> <div data-bbox="641 1192 1003 1486"> </div> <p>To continue your creativity, look at page 10. We are experts at story maps. Have a go at creating your own story map for the first verse. Remember to include important vocabulary (words). Perform it to members of your family. You can do more than one verse if you would like.</p>	<p>Read and perform your poem from yesterday. Did the pictures and key words help you to remember it?</p> <p>Turn to page 13, 'the description challenge'. Remember that adjectives describe nouns (people, places and things). Your challenge is to use your imagination to draw and write a description of the Dong and the Attery Squash. Remember, you can't be right or wrong because these creatures aren't real, so be as imaginative as you can be! We'd love you to share a description on our school blog!</p> <div data-bbox="1071 1444 1502 1654"> <p><u>The Pebble who has no toes</u> A Pebble looks like an enormous mermaid. It has a large, round head, dark, curly hair (that looks wet), and walks awkwardly on the sea-green, scaly fin-tail that starts at its thick waist. Its body is covered in moss and algae which causes a slightly fishy smell. A Pebble does not speak but uses its amazing eyes and squeaks like a dolphin to communicate.</p> </div>

You will find spelling help and activities on Oxford Owl.
Just click on 'My class login' at the top of the page.

<https://www.oxfordowl.co.uk/>

Please also use the Nelson Handwriting activities.

Covent Garden class: Username: coventgarden1 Password: park

Piccadilly Circus class: Username: PiccadillyC1 Password: Park

We can add the suffix **-less** to other root words. The suffix **-less** means without. So, hopefully in the summer we have **cloudless** skies. If you are brave, you may be described as **fearless**.

Play My turn/Your turn to say the root, the suffix and then the new word.

thank	thankless
hope	hopeless
fear	fearless
care	careless

We don't have to **swap**, **double** or **drop** any letters when we add the suffix **-less**. Here is the rule:

If a suffix starts with a consonant letter (**-less**), it is almost always just added straight on to a root word. No changes are made to the root word.

Practise your spellings

hopeless			
thankless			
fearless			
careless			
tasteless			
endless			
useless			

Choose any of the words above. Can you use them in sentences? As an

extra challenge can you use two of these words in a sentence?

Example:

The Quangle Wangle lost their hat, they are very careless!

Phonics and reading


Oxford Owl

There are lots of books online from different genres, and spelling activities. Just click on 'My class login' at the top of the page.

<https://www.oxfordowl.co.uk/>

Covent Garden class: Username: coventgarden1 Password: park

Piccadilly Circus class: Username: PiccadillyC1 Password: Park



Bitesize book club!

The Night Box

Read and/or listen to the extract from The Night Box and complete the activities. It is quite a challenging story - just try to remember that the author is using personification (pretending that night and day are people).

<https://www.bbc.co.uk/bitesize/articles/zj6qmfr>

Writing and Grammar



We often write about people. When we write about ourselves (me, I) we call it first person. When we write to someone (you, your) we call it second person.

When we write about other people (he, she, they) we call it 'third person'. Find out more here

<https://www.bbc.co.uk/bitesize/topics/zrqqftr/articles/zxdhsg8>



When we write or speak about things that have happened, we call it past tense. When we write or speak about things that happen often or are happening now, we call it present tense. When we write or speak about things that are going to happen we call it future tense. Find out more here

<https://www.bbc.co.uk/bitesize/topics/zrqqftr/articles/z3dbg82>

Maths

Please use the White Rose Maths resources. The learning is organised in weeks, we are in week 12. If you have access to the internet, you can watch the videos here to support your learning:

<https://whiterosemaths.com/homelearning/year-2/>

More maths activities

In Year 2, the expectation is that children know the 2,5,10 times tables in order, muddled and speedily by the end of the year. If you need an extra challenge, the next step is 3 times tables.

<https://www.timestables.co.uk/>

Mathletics

Please log on to mathletics and complete the activities we have set. Some of you will even have some problem solving activities to do. If and when you have completed the activities from your teacher, you can choose other games to play!

Bar model



This bar model shows the calculation $6+2=8$.

A word problem for this could be: 6 crumpets from the crumpetty tree were on the floor. The Quangle Wangle jumped and 2 more crumpets fell to the floor. Now there are 8 crumpets on the floor.

Create a bar model for $9+7=16$.

Can you create a word problem for it?

Explore creating bar models and word problems for other calculations.

Science

We have been thinking about habitats. If you aren't too squeamish, have a go at making a wormery. Worms are amazing! They make old vegetable scraps into compost, which you can plant seeds and bulbs in.



You will need:

an empty wide necked jar or plastic bottle with the top cut off,
enough gravel to cover the bottom of the jar to a depth of 2cm,
soil, sand, vegetable peelings, leaves or grass clippings,

1 tbs water

WORMS!

Watch worms recycle food waste (vegetable peelings) into liquid feed and rich organic compost, by making a small scale wormery.

Place the gravel in the bottom of the jar and then, alternate with layers of soil and sand (about 2 cm per layer). The last layer should be soil about 4 cm deep to give the worms room to start. Sprinkle the water on the top

layer of soil. Gently dig some worms from a garden or outside space and put them in your wormery.

Once your worms are in, gently place the vegetable peelings & grass on top and then, put on your lid.

Please make sure that there are air holes in your lid! If you are using a plastic bottle cover the opening to stop the worms escaping – but make sure there are air holes in your cover.

Don't bury the worms! Watch your worms get to work.

Bonus science!

If you can't complete the wormery, how about doing some nature weaving. You can use any kind of hanger, it doesn't have to be wire.

You will need:

1 hanger

1 metre of string or wool

Make a loom by wrapping the string around the hanger and tie it at the end (you may need an adult's help for this). Collect natural objects like twigs, leaves and dead flowers and weave them into your loom.

Describe and name the objects you are using

Explain why you chose those objects

Decide if the objects are alive, once were alive or have never been alive

Count how many different types of leaf you have included in your weaving.



Take a photograph and email it to the school address. Hang up your weaving outside if you can and watch it change through the seasons.

Geography / PSHE

PSHE is all about learning about ourselves, our lives and other people.

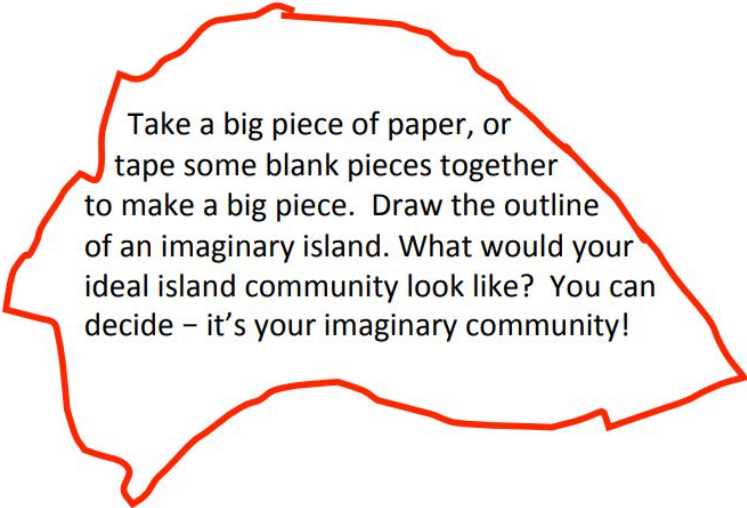


Santa Cruz del Islote is known as the most crowded island on earth. The short video below shows how people have adapted to (changed and become used to) life without space. Santa Cruz del Islote is in Colombia, South America. The island is not natural, it is man made. People made it in 1870 using coral, stones and other things they found in the sea. It is in the Caribbean Sea.

Watch this short video about the island: <https://vimeo.com/1862105>

Talking Points

- Can you list all the good things about living somewhere like this?
- Might there be anything that's not so good?
- What do you think about everybody knowing everyone else on the island?
- Would you like to go there for a holiday?
- Is it a good idea that people give money to others to help them, or a bad idea?
- Would you rather live where there are lots of people or where there aren't many people?



Take a big piece of paper, or tape some blank pieces together to make a big piece. Draw the outline of an imaginary island. What would your ideal island community look like? You can decide – it's your imaginary community!

- Pick 5 things you think your island would need – a school maybe, or a hospital? Ask others in your family what they would include and make a list.
- Decide where to put them on your island. It's a good idea to use Post-it notes to start with! Where would people live? What shops would you have and where should they be?
- How about roads? And play areas?
- And what would you call your island?

How would you encourage people living on your island to get on well together?

Would you have rules for your island? If so, what would they be? What if they were broken?

Could you come up with a guide for all inhabitants of the island, on how they should live together and be good members of the community? What advice would you give?

How would people who live on your island earn their money?

Would you encourage tourists? If so, could you design a poster for your island?

Music

Use the Charanga information below to log on to Charanga so that you can practise your wonderful singing!

If you have not been to the website before do the following:

Piccadilly Circus:

Go to <https://islington.charanga.com/yumu>

Enter your username and password in the boxes on the screen.

Username: p1221760

Password: beat

Covent Garden:

Go to <https://islington.charanga.com/yumu>

Enter your username and password in the boxes on the screen.

Username: p1221854

Password: carrot

If you already have a log in:

Piccadilly Circus

Go to <https://islington.charanga.com/yumu>

Enter your username and password in the boxes on the screen.

Username: p1221854

Password: carrot

Enter this token into the box: c06 404 682 08

Covent Garden

Go to <https://islington.charanga.com/yumu>

Enter your username and password in the boxes on the screen.

Username: p1221854

Password: carrot

Enter this token into the box: c53 355 337 17

P.E.

This week, your challenge is to continue to fill the timetable on the next page with PE activities!

If you can't think of things to do, these websites will help you:

<https://www.youthsporttrust.org/pe-home-learning>

<https://www.youthsporttrust.org/60-second-physical-activity-challenges>

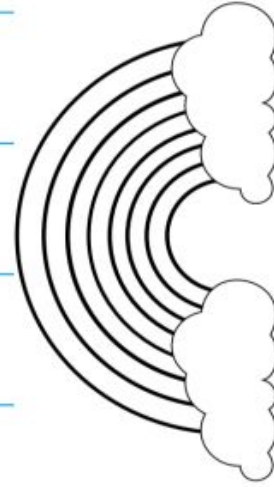
Ensure your activities result in **SMILES**:

- Safe**
Everyone feels physically and emotionally safe to take part
- Maximum participation**
Everyone is fully involved all of the time
- Inclusive**
Everyone can take part; activities are designed to suit and develop their abilities
- Learning**
Everyone can develop personal, social, creative, thinking and/or physical skills
- Enjoyment**
Activities recognise everyone's personal needs and interests
- Success**
Everyone feels they are making progress

	Monday	Tuesday	Wednesday	Thursday	Friday	Saturday	Sunday
Choose	What activity will you try?	How will you play?	Who is playing?	Who will you challenge?	How will you capture the memory?	What did you learn?	
Challenge	Egg and spoon race	Outside, in teams of two, best of three races	My family	My Auntie's family	Photos, videos, and timing the races	My sister and I make a great	
Capture							
Reflect							

Can you find a challenge to complete each day of NSSW at Home 2020?

For each day you complete, colour a section of the rainbow. Can you complete the rainbow to match the Thank You rainbow before the week is through?



#NSSWtogether

Remember to keep in touch with all of the adults and other children in Year 2. Ask an adult to set up an account on our school blog!
How to set up an account for our school blog:

News!

You can now keep in touch with your class on our new blog!

<https://pooles-park-primary-school.j2bloggy.com/>

- 1: Log into LGFL using your long LGFL username and your password
- 2: Click 'view'
- 3: Find your year group
- 4: Write a comment to let your friends and the adults in school know how you've been doing and what you've been up to

All comments will be checked by Miss John and then approved for everyone to see and reply to. You might not see the comments straight away because they need to be checked first! We'd love to know how the children are so please give it a try!

If you don't have your LGFL password email admin@poolespark.islington.sch.uk