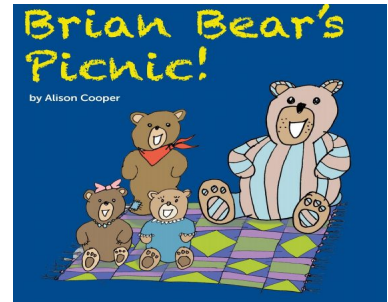





## Year 1 Home Learning W/c 6th July

Literacy learning is all about Brian Bear. He went on a picnic with his friends. Do you like picnics? What food do you like to eat at picnics? Where is your favourite place to have a picnic?



<https://www.talk4writing.com/wp-content/uploads/2020/06/Y1-Brian-Bear.pdf>

Activity 1:	Activity 2:	Activity 3:
<p>Turn to Page 10 of the booklet. There is a song called 'Teddy Bear's Picnic'. Listen to the song and read the words. Listen lots of times so that you can sing along.</p> <p><a href="https://www.youtube.com/watch?v=kqd2ePU9sZY">https://www.youtube.com/watch?v=kqd2ePU9sZY</a></p> <p>Think about going on a picnic. What will you need to take? Write a list of things you would like to take like on Page 11</p>  <p>What would you put into your picnic basket?</p> <p>Make a list of 6 things that you would take. Try to write each one in a sentence. I've begun the first one for you:</p> <ol style="list-style-type: none"> <li>1. My first choice would be ...</li> <li>2.</li> <li>3.</li> <li>4.</li> <li>5.</li> <li>6.</li> </ol>	<p>Warm your hands up before writing today by designing a rug for Brian Bear to take on his picnic like on page 12 of your booklet.</p> <p style="text-align: center;">Drawing time!</p> <p><i>I forgot to pack a picnic rug for my friends to sit on. Can you design one with crayons or paints for me to use next time?</i></p> <p>You could use the space below or you could use your own paper. Here are some ideas:</p>  <p>Now read or listen to the story again. What did Curtis, Bertha and Gertie give to the troop of monkeys?</p> <p>Turn to page 13. Read the thank you letter from the monkeys. Write a thank you letter pretending you are a bee or a mouse.</p> <ul style="list-style-type: none"> <li>● What will you thank Curtis, Bertha and Gertie for?</li> <li>● How will you start and end your letter?</li> </ul>	<p>On page 14 there is a postcard to Brian, but Curtis, Bertha and Gertie have forgotten their full stops and capital letters. Can you add them?</p> <div style="border: 1px solid black; padding: 5px;"> <div style="display: flex; justify-content: space-between;"> <div style="width: 80%;"> <p><i>dear brian,</i></p> <p><i>we had a lovely time at your picnic yesterday and all the food was delicious we loved the teddy bear toasts please can you give us the recipe so that we can make them at home?</i></p> <p><i>we're very sorry we gave all our food away it was fun playing hide and seek</i></p> <p><i>please come to a picnic with us soon and we will make some scrumptious food for you</i></p> <p><i>love curtis, bertha and gertie xxxxx</i></p> </div> <div style="width: 15%; text-align: center;">  <p>Brian Bear The Den Friary Wood Riverton</p> </div> </div> </div> <p>Think of a lovely day that you have had.</p> <p>Did you go to the park? Did you have a picnic? Did you learn to ride a bike? Did you play a game?</p> <p>Write a thank you postcard to someone who you have had a fun time with.</p> <p>Draw a picture on one side of the postcard and write on the other side.</p>

You can listen to an audio recording of this story here:  
<https://soundcloud.com/talkforwriting/brian/s-Tdy7BXbHz4i>

## Brian Bear's Picnic!

In the middle of Friary Wood, there lived a large, stripy bear called Brian. He was a happy and generous bear who loved seeing his friends and playing games with them.

One warm, summer morning, Brian decided to invite his bear friends to a picnic. So, he sent an invitation to Curtis, Bertha and Gertie which he wrote in his very best handwriting:

Curtis, Bertha and Gertie were excited and quickly prepared their favourite food to take to the picnic. Curtis baked a scrumptious banana cake, Bertha made some delicious, honey sandwiches and Gertie picked succulent strawberries from her garden. Dressed in their best 'going-on-a-picnic' clothes, they set off to Friary Wood.



First, they had to cross a narrow bridge over the river. Just as they reached the other side, a swarm of bees flew towards them. "Duck down!" shouted Bertha but the bees stopped in front of them.

"We need some honey. Can you help us?" asked the largest bee.



Bertha looked at Curtis and Gertie and thought a very long thought. Slowly, very slowly, she unwrapped the honey sandwiches and the bees devoured the honey gratefully.

Next, they came to a narrow lane with tall trees on both sides. Swinging through the trees, a troop of monkeys rushed towards them. "Keep out of their way!" yelled Curtis but the monkeys stopped in front of them.

"We've lost all our bananas, all our banana cakes and banana milkshakes. Can you help us?" asked the leader of the troop.

Curtis looked at Bertha and Gertie and thought a very long thought. Slowly, very slowly, he unwrapped the banana cake and the monkeys gobbled it all up gratefully.

After that, they reached an old barn which was tumbling down. Standing right in front of them was a family of very skinny, frightened mice. "Stop!" whispered Gertie but the mice didn't run away, they stood right in front of the bears.

"We're starving, there's no food left in the barn. Can you help us?" squeaked the biggest mouse.

Gertie looked at Bertha and Curtis and thought a very long thought. Slowly, very slowly, she took out the strawberries and the mice nibbled them all up gratefully.

Finally, they reached Friary Wood. "Hello, my friends. Welcome!" boomed Brian. "Spread out your food and we can tuck in."

Curtis, Bertha and Gertie looked at each other. "Um, um, we gave it all away," said Bertha quietly and the bears told Brian what had happened.

"Never mind, I have plenty for everyone," Brian said cheerfully. So, the four bears sat down to a scrumptious picnic and chatted and laughed as friendly bears do.

## Sing along

You may know the song "Teddy Bear's Picnic". There are lots of versions and this is just one of them:

<https://www.youtube.com/watch?v=kqd2ePU9sZY>

Here are the words for the first four verses so that you can sing along.



### **Teddy Bear's Picnic by Jimmy Kennedy**

If you go down in the woods today  
You're sure of a big surprise  
If you go down in the woods today  
You'd better go in disguise!

For every bear that ever there was  
Will gather there for certain  
Because today's the day the  
Teddy Bears have their picnic

Picnic time for Teddy Bears  
The little Teddy Bears are having  
A lovely time today  
Watch them, catch them unawares  
And see them picnic on their holiday

See them gaily gad about  
They love to play and shout  
They never have any cares  
At six o'clock their Mommies and Daddies  
Will take them home to bed  
Because they're tired little Teddy Bears.

You can see all the verses here.

<https://www.google.com/search?q=teddy+bears+picnic+song+words&oq=teddy+bears+picnic+words&aqs=chrome.2.69i57j0l6.9703j0j8&sourceid=chrome&ie=UTF-8>

## Going on a picnic



What would you put into your picnic basket?

Make a list of 6 things that you would take.

Try to write each one in a sentence. I've begun the first one for you:

1. *My first choice would be ...*

2.

3.

4.

5.

6.

## Drawing time!

*I forgot to pack a picnic rug for my friends to sit on. Can you design one with crayons or paints for me to use next time?*

You could use the space below or you could use your own paper. Here are some ideas:





## Thank you letters

When Curtis, Bertha and Gertie got home, they found three letters pinned on their door. This one is from the troop of monkeys.

*Dear Curtis, Bertha and Gertie,*

*Thank you very much for sharing your picnic with us. We were very hungry when we met you because all our food had fallen in a river when we crossed to get to the other side. Curtis's banana cake was scrumptious and we ate up every single crumb.*

*We all hope that you had a delicious picnic with your friend Brian. Did you play lots of fun games?*

*Love from,*

*The troop of monkeys xx*

Can you write a thank you letter to Curtis, Bertha and Gertie from the swarm of bees or from the skinny, frightened mice?

## A postcard to Brian

I've written to Brian to say thank you but I don't know where to put my full stops and capital letters. Can you put them in for me please?



dear brian,

we had a lovely time at your picnic yesterday and all the food was delicious we loved the teddy bear toasts please can you give us the recipe so that we can make them at home?

we're very sorry we gave all our food away it was fun playing hide and seek

please come to a picnic with us soon and we will make some scrumptious food for you

love curtis, berthia and gertie xxxx



Brian Bear  
The Den  
Friary Wood  
Riverton



## Reading

Learning to read is one of the most important things we can do. While libraries are closed it can be hard to access books for your children. Don't forget you can use the Oxford Owl website to access lots of free ebooks.


Go to this website: <https://home.oxfordowl.co.uk/>

Your username is **ppvictoria** and your login is **1234**

## The Magic Paintbrush

In the story, Ho is given a magic paintbrush, and magic things begin to happen. What do you think will happen? Why do think the magic paintbrush worked for Ho but not for the rich farmer? What would you draw with a magic paintbrush? Draw it here.

Watch and listen to the story of The Magic Paintbrush. Join in with the noises and actions. <https://www.youtube.com/watch?v=UPRWE6Q4XL8>

A large empty rectangular box with a thin black border, intended for a student to draw their response to the questions about the magic paintbrush.

## Spellings

This week we are spelling words with the sound 'ea' like in 'tea' and 'easy'.  
You can watch this video to help you to learn it or to remind you

<https://www.youtube.com/watch?v=UHzu7dkn3sY>

dream			
seat			
real			
scream			
easy			
tea			
please			

Write a sentence with each of the spellings.

Example:

*I had a magical dream about unicorns and candyfloss clouds.*

---

---

---

---

---

---

---

---

---

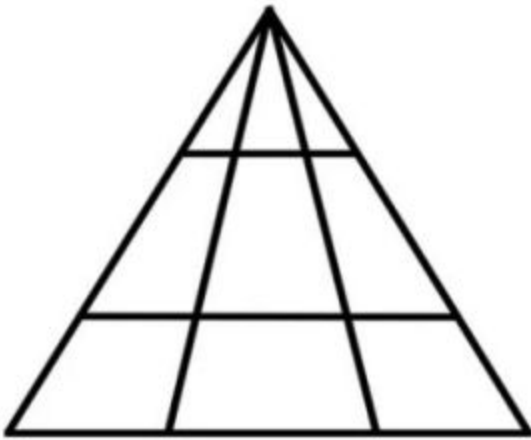
---

## Maths fun

Please use the White Rose Maths resources where you will find daily activities and videos to support. The learning is organised in weeks, we are in week 11 <https://whiterosemaths.com/homelearning/year-1/>

## More maths ideas

- ★ Can you see how many triangles are in this wizard's hat?



- ★ Now can you draw your own hidden triangles puzzle for a friend or a member of your family?

## Number bonds

Practise your number bonds. How quickly can you solve the calculations? If you can solve them up to 10, challenge yourself to solve number bonds to 20.

<https://www.topmarks.co.uk/maths-games/hit-the-button>

- Up to 10
  - ▶ Make 10
  - ▶ Addition within 10
  - ▶ Missing Numbers (+ and -)
- Up to 20
  - ▶ Make 20
  - ▶ Addition within 20
  - ▶ Subtraction within 20
  - ▶ U + U + U

## Science and Art

We have been looking closely at trees. Trees are a plant. Can you think of any other plants?

---

This week, we are looking at flowering plants. Do you know the names of any flowering plants?

---

Which of these are plants?



<p>Plant or not a plant? Yes / No / I need to think a bit more</p>
--

(The answers are on the last page of this booklet)

## TRY THIS OUTDOORS .... FLOWER SAFARI

In your garden or local park look for as many different flowers as you can. Each time you find a flower look at it carefully (with a magnifying glass if you have one) and draw a picture of it. Count how many petals it has. Observe the flowers for a few minutes to see if insects, like bees, visit the flowers.

### WHAT DO YOU NOTICE?

#### Things to talk about ...

Why are flowers often colourful? Why do they often have a nice scent? Do different flowers have different numbers of petals? Are some flowers visited by more insects than others?





## TRY THIS INDOORS ... FLOWER POWER

### You will need

- \* Different kinds of paper and card
- \* Scissors
- \* Bowl of water
- \* Other liquids, e.g. milk, cooking oil (optional)
- \* Sketch book and pencil
- \* Magnifying glass (optional)



Draw and cut out some paper flower shapes. Gently fold each petal into the centre so they overlap, and then float the flower in the bowl of water. Watch what happens! Experiment to find out what happens with different sizes of flower and types of paper or card. Can you time how long different flowers take to open?



### WHAT DO YOU NOTICE?

#### Things to talk about ...

Why do you think the paper flowers open when you put them into water? What happens when you use thicker or thinner paper, or with different sized flowers? Does it still work if you use a different liquid like milk or cooking oil?



## PSHE

PSHE is all about learning about ourselves, our lives and other people. Watch and listen to this story: 'I Like Myself'.

<https://www.youtube.com/watch?v=kTLxkMa0XDk>

- Draw a picture of yourself and write 3 things that you like about yourself.
- Draw a picture of a friend or someone in your family and write 3 things that you like about them.
- Talk with someone about what makes you the same and what makes you different.

## P.E.

### It's National Schools Sport Week!

We all know that playing games and doing physical exercise is a great way to make us feel better and spend time together.

Your challenge is to think of a fun physical activity for every day of the week. It can be anything you like: bouncing a ball, having a dance off, doing a Joe Wicks workout or a running race in the park!

Use the following page to plan and track your activities. We would love to see what you and your family have got up to, so please send any pictures or a copy of your weekly activity list to us.

Have fun!



If you can't think of things to do, these websites will help you

<https://www.youthsporttrust.org/pe-home-learning>

<https://www.youthsporttrust.org/60-second-physical-activity-challenges>

Ensure your activities result in **SMILES**:

#### **Safe**

Everyone feels physically and emotionally safe to take part

#### **Maximum participation**

Everyone is fully involved all of the time

#### **Inclusive**

Everyone can take part; activities are designed to suit and develop their abilities

#### **Learning**

Everyone can develop personal, social, creative, thinking and/or physical skills

#### **Enjoyment**

Activities recognise everyone's personal needs and interests

#### **Success**

Everyone feels they are making progress

	Monday	Tuesday	Wednesday	Thursday	Friday	Saturday	Sunday
<b>Choose</b>	What activity will you try?						
	How will you play?						
	Who is playing?						
<b>Challenge</b>	Who will you challenge?						
<b>Capture</b>	How will you capture the memory?						
<b>Reflect</b>	What did you learn?						

Example
Egg and spoon race
Outside, in teams of two, best of three races
My family
My Auntie's family
Photos, videos, and timing the races
My sister and I make a great



Can you find a challenge to complete each day of NSSW at Home 2020?

For each day you complete, colour a section of the rainbow. Can you complete the rainbow to match the Thank You rainbow before the week is through?

#NSSWtogether



## Music



Your child enjoys a music lesson at school each week. Pooles Park uses Charanga.com which is an online teaching resource to support their music curriculum.

Your child now has a log in to use the home learning section of the website. Please find their login details in their year group home learning folder. Song resources and lessons have been added to their workspace for them to complete. We hope you enjoy it and feel free to join in with the fun!

Alternatively you can use

<https://www.bbc.co.uk/bitesize/subjects/z7tnvcw> to access additional music education.

Finally don't forget to watch Miss Haydon's singing assembly here:

<https://www.youtube.com/watch?v=r6Gc3MsRXLg>.

## Science answers



<p>A tree is a plant. It has a big stem called a trunk.</p>	<p>A poppy is a plant. It is a flowering plant.</p>	<p>Grass is a plant. It is not a flowering plant.</p>	<p>An apple is the fruit of a plant called an apple tree.</p>	<p>A carrot is a plant. We eat part of the root.</p>
---	---	---	---	--



As always, if you would like to show me any of your learning, please send a picture to [admin@poolespark.islington.sch.uk](mailto:admin@poolespark.islington.sch.uk) with the subject FAO Miss Haydon.

I can't wait to see what you've been up to! Thank you so much to those children who have sent me work already! It's lovely to keep in touch.