
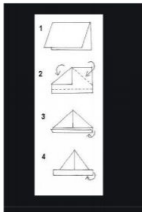




Year 1 Home Learning W/c 15th June

This half term our topic will be pirates. This is the booklet we will be using <https://www.talk4writing.com/wp-content/uploads/2020/05/Y1-Sayeeda.pdf>

Try to read the story of Sayeeda the Pirate Princess again. Can you make up actions for parts of the story. You can use these actions to start to memorise parts of it. If you video call members of your family you could retell the story to them!



Activity 1:	Activity 2:	Activity 3:
<p>In the story, Sayeeda's hat gets blown off her head.</p> <p>Can you follow these instructions to make her a new one?</p> <p style="text-align: center;"><i>How to make a pirate hat</i></p> <p style="text-align: center;"><i>My hat fell off when I swooped along on the dolphin. Can you make a new one for me?</i></p>  <p><i>What you need:</i> One sheet of newspaper</p> <p><i>What you do:</i></p> <ol style="list-style-type: none"> 1. Fold the paper in half. 2. Fold over the top corners so they meet in the middle. 3. Lift up the flap facing you and fold in. 4. Turn the hat around. 5. Now lift up the other flap and fold in. 6. Decorate my hat.  <p>Can you write your own set of instructions for a friend to make a pirate hat?</p>	<p style="text-align: center;"><i>Storytime</i></p> <p style="text-align: center;"><i>My brother's name is Fergus and he's a mischievous boy. Can you make up an adventure for him? The words below might help you.</i></p>  <p>Once upon a time, ... First, ...</p> <p>Luckily, ... Next, ...</p> <p>Unluckily, ... After that,</p> <p>galleon Finally, ...</p> <p>treasure pirate</p> <p>Can you make up your own story using some of the words and phrases suggested here?</p>	<p>Read Fergus's poem below:</p> <p style="text-align: center;"><i>What's in Fergus's treasure box?</i></p> <p style="text-align: center;">Read the poem Fergus has written</p> <p style="text-align: center;">My treasure box</p>  <p>In my treasure box I keep: A dried starfish washed up on the beach. A pearly pink conch shell An emerald wing feather from Pebbles the Parrot. Six golden coins. A mermaid's purse. Blackbeard's ruby ring. Eight pirate sweets.</p> <p>Can you write your own poem about what you would keep in your treasure box?</p>

Reading

Learning to read is one of the most important things we can do. While libraries are closed it can be hard to access books for your children. Don't forget you can use the Oxford Owl website to access lots of free ebooks.

Go to this website: <https://home.oxfordowl.co.uk/>

Your username is ppvictoria and your login is 1234

Try to read at least one book per day

Spellings

This week we are spelling words with the sound 'ir'.

You can watch this video to help you to learn it if you don't know it already

<https://www.youtube.com/watch?v=Wh7TpEK6TIY>

whirl			
twirl			
dirt			
third			
bird			
girl			
stir			
first			

Maths fun

Please use the White Rose Maths resources where you will find daily activities and videos to support. The learning is organised in weeks, we are in week 8 <https://whiterosemaths.com/homelearning/year-1/>

More maths ideas

Bean Bag Buckets

You have 3 beanbags. Each bag in is thrown into a bucket. More than one bag can go into a bucket.



Find three ways to score 6.

Find three ways to score 9.

What is the highest score you can get?

What if each bucket was worth 10 times the points?

So, 10, 20, 30 and 40. What would be your highest score then?

Science

16th June is the Great Science Share!

What you can do:

- Complete the science activities on the school website
- Watch welcome videos from special guests (www.greatscienceshare.org)
- Join other children in Islington by taking part in the Institute of Physics Investigation Challenge (see link on our Powerpoint)
- 10am on the 16th June: Virtual lesson with Dr Chips and Farmer Tom (www.greatscienceshare.org)
- Ask different scientific questions and find answers to them
- Tweet your activities and see what other people are up to using #GreatSciShare and #GSSIslington
- Share your learning on our school blog!

Here are some science activities that children across the country have been doing:

You can read about them and see more here:
<https://www.greatscienceshare.org/showcase>



BRILLIANT BIRD BEAKS

Jun 4, 2020



POTATO PLANTING

Jun 4, 2020



BUILDING BRIDGES

Jun 4, 2020



RED CABBAGE COLOURING

Tweet your activities and see what other people are up to using
#GreatSciShare and #GSSIslington

PSHE

Happy minds, happy times

If you haven't got the My Happy Mind app yet, here's the link:

<https://myhappymind.kartra.com/page/light-enquiry>

It is free and helps to create positive interactions and conversations between parents and children.

If your child is feeling anxious or worried, here are some suggestions for parents and adults to help support

<https://www.annafreud.org/media/11459/7waysanxiety.pdf>

Here is the anxiety thermometer mentioned above:

<https://www.mentallyhealthyschools.org.uk/media/2022/anxiety-thermometer.pdf>

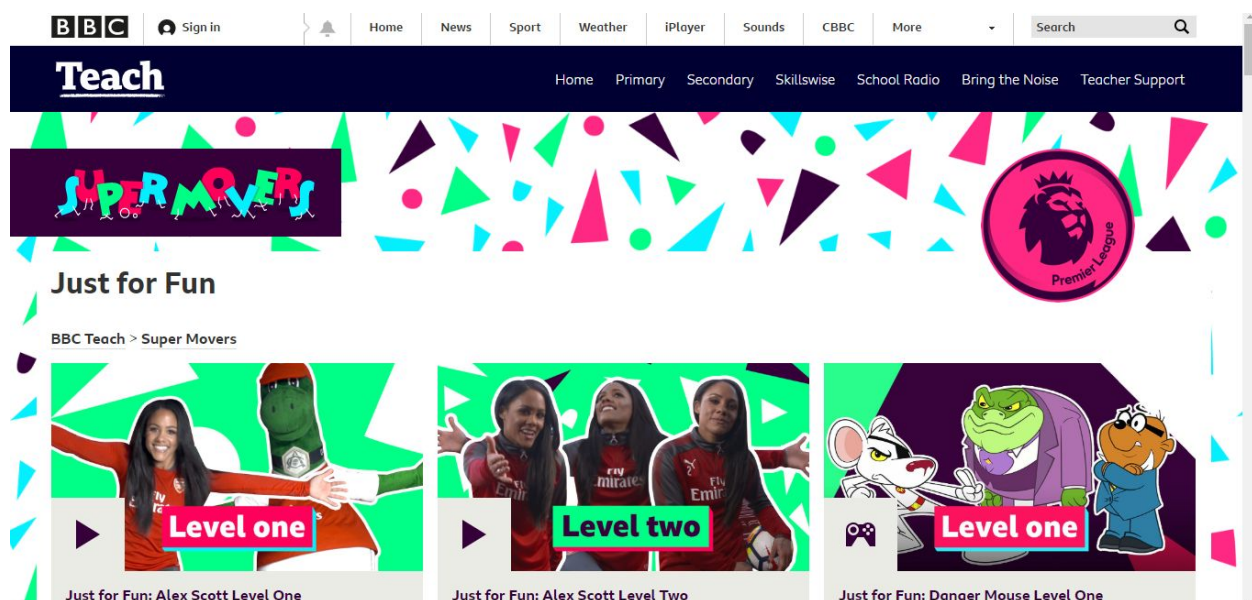
P.E.

This week we would like you to go on the link below and complete the challenges for The London Youth Games Virtual Games. This will be your PE task for the next four-weeks. It's the chance to represent your Boroughs (Islington) in a series of sport-related challenges that can be done at home, at school or while out for daily exercise. Watch the videos of week 1 and 2 and download the instructions that explain how to do the

challenges with different equipment and different levels of difficulty. If you want to submit your challenge score on the website remember to get permission from an adult. Challenges are released every Monday, Tuesday and Wednesday. Good luck!

Miss Timlin scored 5/5 on the netball challenge using a mop bucket and a tennis ball.

<https://www.londonyouthgames.org/virtual-games/>



Islington PE services

There are lots of ideas for keeping fit here:

<https://www.islingtoncs.org/sites/default/files/School%20Games%20Play%20Formats%20-%20At%20Home.pdf>

Music

Your child enjoys a music lesson at school each week. Pooles Park uses Charanga.com which is an online teaching resource to support their music curriculum.

Your child now has a log in to use the home learning section of the website. Please find their login details in their year group home learning folder. Song resources and lessons have been added to their workspace for them to complete. We hope you enjoy it and feel free to join in with the fun!

Alternatively you can use

<https://www.bbc.co.uk/bitesize/subjects/z7tnvcw> to access additional music education.

. Finally don't forget to watch Miss Haydon's singing assembly here:

<https://www.youtube.com/watch?v=r6Gc3MsRXLg>.

As always, if you would like to show me any of your learning, please send a picture to admin@poolespark.islington.sch.uk with the subject FAO Miss Haydon.

I can't wait to see what you've been up to! Thank you so much to those children who have sent me work already! It's lovely to keep in touch.