




Year 1 Home Learning W/c 22nd June

This half term our topic will be pirates. This is the booklet we will be using <https://www.talk4writing.com/wp-content/uploads/2020/05/Y1-Sayeeda.pdf>

Try to read the story of Sayeeda the Pirate Princess again. Can you make up actions for parts of the story. You can use these actions to start to memorise parts of it. If you video call members of your family you could retell the story to them!



Activity 1:	Activity 2:	Activity 3:
<p>Look on Page 17. We have found a message in a bottle!</p> <p>Read the message. Who is it from? What problem are they having? How can you help them?</p> <p>Write a reply.</p> <p><i>My sister and I are trapped in a cave on Bounty Island. Please can you rescue us? Beware, Pirate Greeneyes is guarding us!</i></p> <p>From Sam and Polly</p> 	<p>On Page 18 is a treasure map. Look closely. Can you see the stinky swamp? Can you see the scary skull rocks? Can you see the three peaks (hills)?</p> <p>It looks like a spooky island. What kind of island would you like? Draw and label your island. Mark X where there is treasure hidden.</p> 	 <p>Have a good look at your treasure map and add more details if you have thought of new places you would like to have.</p> <p>Write a story about hunting for treasure.</p> <p>Use the words on the next page to help you.</p>

Once upon a time there was	Early one morning,	Unfortunately,	Fortunately,	And they all lived happily ever after.
In a land far, far away lived	One day,	At that moment,	Luckily,	From this day on...
Many years ago, there was	Late one evening,	Suddenly,	To his/her/their relief,	In the end,
Once, not twice, but once upon a time there lived	That night,	To his/her surprise,	At that moment,	Finally,
Deep in the heart of a forest lived	Next,	Unexpectedly,	As luck would have it,	And so it was that they all lived happily ever after.
Long, long ago there was	The following day,		Without warning,	Now our story is coming to an end...
This is the story of	First,		To his/her amazement,	
There once lived	Then,		So,	

Reading

Learning to read is one of the most important things we can do. While libraries are closed it can be hard to access books for your children. Don't forget you can use the Oxford Owl website to access lots of free ebooks.

Go to this website: <https://home.oxfordowl.co.uk/>

Your username is ppvictoria and your login is 1234



Log into your Oxford Owl account and read or listen to the poems in this book, they are all about special days. Talk about your favourite poem. Why did you like it? How did it make you feel? Were there poems that you didn't enjoy? Why didn't you like them? Choose one of the poems, practise reading it and perform it to your

family. https://www.oxfordowl.co.uk/api/digital_books/1378.html

Listen to this story all about pirates, it's called 'The Pirates are Coming!'

<https://www.youtube.com/watch?v=mpt8wB4WwJ8&t=18s>



Try to read at least one book per day



Spellings

This week we are spelling words with the sound 'ou' like in 'shout' and 'out'. You can watch this video to help you to learn it or to remind you

<https://www.youtube.com/watch?v=WlxsvUbulYY>

out			
shout			
about			
mouth			
round			
found			
loud			

Maths fun

Please use the White Rose Maths resources where you will find daily activities and videos to support. The learning is organised in weeks, we are in week 9 <https://whiterosemaths.com/homelearning/year-1/>

More maths ideas

Out and about: When you are outside, look around and see how many shapes you can see. Are the shapes 2D (flat) or 3D? Which shape do you see most? Which shape don't you see very often?



When you are walking on a road with houses, look at the numbers. Do they follow a pattern? Can you make a good guess about which number will come next? Can you make a good guess which number is at the end of the road?

Science

Can you be a leaf detective? Walk to Finsbury Park and see how many trees you can identify by looking at their leaves.

Use this sheet from the Woodland Trust to help you.



You can also download the Woodland Trust tree ID app

PSHE

PSHE is all about helping children develop their knowledge, skills and qualities to manage their lives now, and in the future. This week's theme is 'Making Delicious Friendships'. If you have internet access, watch this video:

<https://www.youtube.com/watch?v=yjj4x2h3Cjg&feature=youtu.be>

Now draw and write what you think would be important ingredients for Friendship Soup.



P.E.

Remember it's The London Youth Games Virtual Games! This will be your PE task for the next four-weeks. Here is the chance to represent Islington in sport-related challenges that can be done at home, at school or while out for daily exercise. Watch the videos and download the instructions that explain how to do the challenges. If you want to submit your challenge score on the website remember to get permission from an adult. Challenges are released every Monday, Tuesday and Wednesday. Good luck!

<https://www.londonyouthgames.org/virtual-games/>

Islington PE services



There are lots of ideas for keeping fit here:

<https://www.islingtoncs.org/sites/default/files/School%20Games%20Pla%20Formats%20-%20At%20Home.pdf>

Music



Your child enjoys a music lesson at school each week. Pooles Park uses Charanga.com which is an online teaching resource to support their music curriculum.

Your child now has a log in to use the home learning section of the website. Please find their login details in their year group home learning folder. Song resources and lessons have been added to their workspace for them to complete. We hope you enjoy it and feel free to join in with the fun!

Alternatively you can use

<https://www.bbc.co.uk/bitesize/subjects/z7tnvcw> to access additional music education.

Finally don't forget to watch Miss Haydon's singing assembly here:

<https://www.youtube.com/watch?v=r6Gc3MsRXLg>.

As always, if you would like to show me any of your learning, please send a picture to admin@poolespark.islington.sch.uk with the subject FAO Miss Haydon.

I can't wait to see what you've been up to! Thank you so much to those children who have sent me work already! It's lovely to keep in touch.