

**Literacy**



This week, we are continuing to use the story of The Elves and the Shoemaker as inspiration for our writing work.

<https://www.talk4writing.co.uk/wp-content/uploads/2020/04/Y2-Emma-Elves.pdf>

Activity 1:	Activity 2:	Activity 3:
<p>Turn to page 10, read the post card that Mr and Mrs Cobbler wrote about what they had been doing. Imagine that you are one of the elves and write to Mr and Mrs Cobbler telling them about all of your elvish adventures!</p> <p>I wonder...</p> <p>Where you have been</p> <p>What you have seen</p> <p>What have you done</p> <p>Who you have been with</p> <p>Please use these connective words to join your sentences together: <b>because, and, so, when, or</b></p>	<p>Turn to page 14. You can use one of the ideas given, or think of another type of helpful elf and plan a story around them.</p> <p>1) Think carefully and write a story mountain including:</p> <p><i>Who your characters are</i></p> <p><i>Where your story is set</i></p> <p><i>What problem your characters face</i></p> <p><i>How the elves help to solve the problem</i></p> <p><i>What happens at the end of your story?</i></p> <p><i>What could the title be?</i></p> <p>2) Draw a story map with pictures and important words.</p> <p>3) Read your story map to your family (can you read it in a squeaky elfish voice?)</p>	<p>Use your story map to write your Elf story.</p> <p>Use these connective words to join your sentences together: <b>because, and, so, when, or</b></p> <p>Use a thesaurus (book or online) to help you use interesting and exciting adjectives and adverbs in your story.</p> <p>Use the common exception words sheet to help with spellings.</p> <p>Challenge: Use inverted commas to add speech to your story.</p>
<p><b>Extra practice:</b> You have written a post card as an elf, now write a postcard as yourself! What have you been doing recently? Who have you been spending time with? What have you enjoyed the most?</p>		

**Spellings**

We will be practising words that have the **ee sound spelt ey**. Practise spellings from the words below:

**chimney donkey hockey honey money trolley monkey valley kidney turkey**

Now put these words into your own sentences:

At Christmas, I ate some delicious **turkey** and potatoes.

My mum gave me **money** to buy milk at the shops.

### **Phonics and reading**

#### Oxford Owl

There are lots of books online from different genres, and spelling activities. Just click on 'My class login' at the top of the page. <https://www.oxfordowl.co.uk/>

Covent Garden class: Username: **coventgarden1** Password: **park**

Piccadilly Circus class: Username: **PiccadillyC1** Password: **Park**

#### MyOn

myOn has thousands of free e-books that can be sorted by Accelerated Reader levels. Access it here: [Readon.myon.co.uk](https://www.readon.myon.co.uk)

### **Writing and Grammar**

We are working towards using a range of punctuation in our writing. Complete the 4 challenges here: <https://www.bbc.co.uk/bitesize/topics/z8x6cj6>

When you have completed them, go back and see if you can change any of the punctuation in your postcard or story.

### **Maths**

Please use the White Rose Maths resources where you will find daily activities and videos to support. The learning is organised in weeks, we are in week 5.

<https://whiterosemaths.com/homelearning/year-2/>

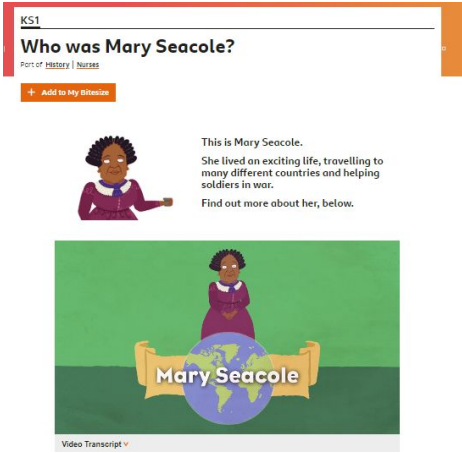

#### Mathletics

Your username and password were sent out in the first home learning pack. Remember to log on and complete the activities! <https://login.mathletics.com/>

**Topic**

This week we are going to look into the life of another amazing person who helped others, Mary Seacole!

<https://www.bbc.co.uk/bitesize/topics/zns9nrd/articles/zjsxcqt>

<p><b>Activity 1:</b></p>  <p>Where was Mary Seacole born?</p> <p>What did Mary do when she arrived at Crimea?</p> <p>What did she do to make money?</p>	<p><b>Activity 2:</b></p> <p>How would you describe Mary Seacole?</p> <p>I think Mary Seacole was ..... because.....</p> <p>Also, she is ..... because.....</p> <p>Example:</p> <p><i>I think Mary Seacole was a brave person because she travelled to Crimea even though she didn't have a lot of money.</i></p>	<p><b>Activity 3:</b></p>  <p>Imagine you are able to interview Mary Seacole. What questions would you ask about her life?</p> <p>Examples:</p> <p><i>Did your mother tell you other ways to help people?</i></p> <p><i>What were the hospitals like in Crimea?</i></p>
<p><b>Next step challenge:</b> Does Mary Seacole remind you of another person in your life? It could be your parent, sibling, teacher or anyone!</p> <p>Use the words in the wordbank you help you.</p> <p>Mary Seacole reminds me of ..... because.....</p> <p style="text-align: center;">helps people kind travelled hospital helpful considerate</p>		

**Music**

You can now use Charanga at home! We know how much you enjoy it in school, and now you can sing along and do all the challenges yourselves. It is the same thing we do in school, so you should be able to go through it independently. Each class has its own logins:

Covent Garden: Username: **p1221854** Password: **carrot**

Piccadilly Circus: Username: **p1221760** Password: **beat**

**P4C**

**For age 6 – 9 years**



**George and the Dragon by Paolo Uccello** (bigger version on next page)

Original picture in the National Gallery archives, London

**Talking Points**

- What things do you see in the picture?
- What do you think might be going on?
- Do you think Saint George is doing a good thing or a bad thing?

**Fun Activity**

Get everyone in your family to join in making up a story about:


- What happened to lead up to the situation in this picture; and
- What might happen next.


**Design and Technology- Cooking**


We hope you enjoyed making sweet muffins last week, if you were able to. This week, have a go at making some flapjacks!

# Flapjacks



 Prep: 10 minutes

 Cook: 20-25 minutes

 Makes: 8

## Recipe info

### Ingredients

Oil for greasing  
75g polyunsaturated margarine or butter  
1 tbsp syrup  
50g sugar  
150g porridge oats

### Equipment

18cm sandwich cake tin (or similar)  
Pastry brush  
Weighing scales  
Measuring spoon  
Saucepan  
Mixing spoon  
Oven gloves  
Sharp knife  
Cooling rack

## Description

Flapjack is a type of oat biscuit. Flapjacks keep well, are easy to make and can be varied with fruit and nuts.

## Method / What to do

1. Pre-heat oven to 180°C / gas mark 4.
2. Grease the sandwich cake tin.
3. Place margarine or butter, syrup and sugar into a saucepan and gently warm on the hob until the mixture becomes a liquid. DO NOT BOIL.
4. Remove from the hob and add the oats. Mix well.
5. Press the mixture into the tin and smooth with the back of a teaspoon.
6. Bake in the middle of the oven for approximately 20 - 25 minutes until golden brown.
7. Mark into 8 pieces with a sharp knife and leave to cool in the tin.
8. When cool, ease carefully from the tin and place on the cooling rack.



**Non- Screen Activities to do at home**

<p><b>1</b> How many different words can you make from the letters in this sentence, below? Grab a pencil and paper and write a list!</p>	<p><b>2</b> Thank a community hero. Think of someone that helps you in some way and write a short letter to thank them.</p>	<p><b>3</b> Get building! You could build a Lego model, a tower of playing cards or something else!</p>	<p><b>4</b> Can you create your own secret code? You could use letters, numbers, pictures or something else! Can you get someone else to try and crack it?</p>	<p><b>5</b> Start a nature diary. Look out of the window each day and keep note of what you see. Birds, flowers, changes in the weather, what else?</p>
<p>'Learning from home is fun'</p>		<p>Thanks!</p>		
<p><b>6</b> Hold a photo session. Use a camera or a mobile phone to take some snaps. What will you photograph? Your pets or toys perhaps?</p>	<p><b>7</b> Build a reading den. Find somewhere cosy, snuggle up and read your favourite book!</p>	<p><b>8</b> Use an old sock to create a puppet. Can you put on a puppet show for someone?</p>	<p><b>9</b> Make a list of all the electrical items in each room of your home. Can you come up with any ideas to use less electricity?</p>	<p><b>10</b> Design and make a homemade board game and play it with your family.</p>
<p><b>11</b> Do something kind for someone. Can you pay them a compliment, make them something or help them with a task?</p>	<p><b>12</b> Can you create a story bag? Find a bag and collect items to go in it that relate to a well known story. If you can't find an item, you could draw a picture to include.</p>	<p><b>13</b> List making! Write a list of things that make you happy, things you're grateful for or things you are good at.</p>	<p><b>14</b> Design and make an obstacle course at home or in the garden. How fast can you complete it?</p>	<p><b>15</b> Can you invent something new? Perhaps a gadget or something to help people? Draw a picture or write a description.</p>
<p><b>16</b> Keep moving! Make up a dance routine to your favourite song.</p>	<p><b>17</b> Write a play script. Can you act it out to other people?</p>	<p><b>18</b> Read out loud to someone. Remember to read with expression.</p>	<p><b>19</b> Write a song or rap about your favourite subject.</p>	<p><b>20</b> Get sketching! Find a photograph or picture of a person, place or object and sketch it.</p>
<p><b>21</b> Junk modelling! Collect and recycle materials such as yoghurt pots, toilet rolls and boxes and see what you can create with them.</p>	<p><b>22</b> Draw a map of your local area and highlight interesting landmarks.</p>	<p><b>23</b> Write a postcard to your teacher. Can you tell them what you like most about their class?</p>	<p><b>24</b> Draw a view. Look out of your window and draw what you see.</p>	<p><b>25</b> Get reading! What would you most like to learn about? Can you find out more about it in books? Can you find a new hobby?</p>