


Literacy



Click the link and you can read a tale of mischief with Pippety Skycap
<https://www.talk4writing.co.uk/wp-content/uploads/2020/04/Y1-Jane-Pippety.pdf>.
 There are lots of activities on the link, if you want to do all of them then that's great but otherwise do the activities below.

Activity 1:	Activity 2:	Activity 3:
<p>Last week you should have watched this video about spiders:</p> <p>https://www.bbc.co.uk/bitesize/clips/zg7w2hv</p> <p>Look at this fact file. This one has been written about horses.</p> <p>https://www.teachitprimary.co.uk/resources/y1/non-chronological-reports/writing-composition/writing-a-fact-file/12389</p> <p>Can you write 3 sentences to show the best facts you found out about spiders. Can you use the word 'and' to join your sentences together?</p> <p>Here is mine: <i>All spiders have eight legs. They live in webs and like to eat bugs. They catch the bugs they want to eat in their sticky webs.</i></p>	<p>Now can you fill in your fact file?</p> <p>Use the same format as in the fact file about horses.</p> <p>These are the headings I am going to use. You can use mine or you can make up your own.</p> <p>Number of legs:</p> <p>How does it move?</p> <p>Where does it live?</p> <p>What does it eat?</p> <p>Here is my picture of a spider.</p>  <p>Can you draw your own?</p>	<p>Lots of people feel scared of spiders. Perhaps you were too before you started your research. Can you come up with some reasons to be scared of spiders and some reasons to not be scared of spiders.</p> <p>I have started mine here:</p> <p>Reasons to be scared</p> <ul style="list-style-type: none"> ● The move very quickly ● They are small and sometimes they surprise you <p>Reasons not to be scared</p> <ul style="list-style-type: none"> ● The spiders in England are harmless ● Spiders are more scared of you than you are of them ● You are a lot more likely to hurt them than they are to hurt you <p>What other reasons can you come up with?</p>

You may also like to read 'The Very Busy Spider' by Eric Carle
<https://www.youtube.com/watch?v=TfL0g-XRxnA>

Charlotte's Web also makes a great bedtime story for adults to read to children.



Spellings

This week we are going to focus on the sound 'a-e' for 'make a cake'

How many words can you think of with the 'a-e' sound in. Don't forget it can be confusing because we also have 'ay may I play?' and 'ai snail in the rain'. It is easy to confuse them because they sound the same but have different spellings!

Practice spelling these words and then when you can spell them correctly put them into sentences:

shake, bake, make, take, flake, snake, rate, later, cake, mate

Practise your spellings here:

shake			
bake			
makes			
take			
flake			
snake			
rate			
later			
cakes			
mate			

Use these words to complete the sentences

I will go for a walk _____.

I will _____ the dog for a walk.

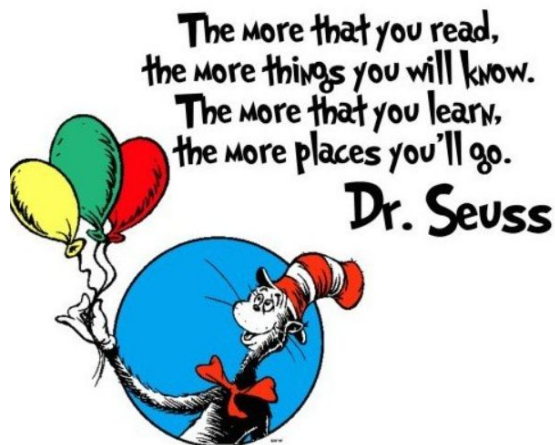
My Granny _____ delicious _____.

My brother has a pet _____.

Phonics and reading

Reading, reading, reading - it is the most important skill you will ever learn!

As Dr Seuss says



I have created an Oxford Owl login for you. You should be able to access this on your phone.

Go to this website: <https://home.oxfordowl.co.uk/>

Your username is **ppvictoria** and your login is **1234**

Try to read at least one book per day

Phonics Play

www.phonicsplay.co.uk Username: march20 Password: home

Phonics

Blend the sounds in these words

Which ones are real words and which ones are not real?

Word	Real	Not real
flayme		
zloot		
elephant		
flame		
spoinker		
rawder		
cure		
coating		
plierder		

Maths

Please use the White Rose Maths resources where you will find daily activities and videos to support. The learning is organised in weeks, we are now on week 4

<https://whiterosemaths.com/homelearning/year-1/>

You can access these on your phone too.

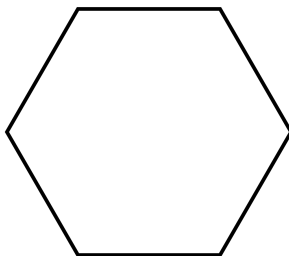
In Year 1, children need to be able to count to and across 100, forwards and backwards, beginning with 0 or 1, or from any given number

Practice counting in ones from any number using this number square.

1	2	3	4	5	6	7	8	9	10
11	12	13	14	15	16	17	18	19	20
21	22	23	24	25	26	27	28	29	30
31	32	33	34	35	36	37	38	39	40
41	42	43	44	45	46	47	48	49	50
51	52	53	54	55	56	57	58	59	60
61	62	63	64	65	66	67	68	69	70
71	72	73	74	75	76	77	78	79	80
81	82	83	84	85	86	87	88	89	90
91	92	93	94	95	96	97	98	99	100

Now practice counting in 10s and 5s.

This week my shape of the week is a hexagon. What can you find out about the word 'hex'?



What do you notice about this shape? Think of 3 facts by looking at this shape:

Science

A habitat is the natural home for a plant or animal.

Watch this clip about habitats usually found in a garden

<https://www.bbc.co.uk/bitesize/clips/zf6mhyc>

On your daily walk what kind of different habitats can you find?


Topic**Design and Technology**

Tomatoes are something which people who have a garden often grow. If you have a balcony you might like to try growing some.

Follow this recipe to make a delicious lunch for your family.

Bruschetta with Tomato and Basil Topping



 Prep: 10 minutes

 Cook: 5 minutes



Serves: 10 slices

Recipe info

Ingredients

1 small red onion
3 small tomatoes
Handful fresh basil
1 tbsp olive oil
1 small French bread stick

Equipment

Chopping board
Sharp knife
Small mixing bowl
Measuring spoons
Mixing spoons
Oven gloves
Serving plate

Description

An Italian starter which is brimming with flavour and colour.

Method / What to do

1. Peel and finely chop the onion. Wash and dice the tomatoes.
2. Wash and chop the basil.
3. To make the topping, combine the tomatoes, onion and oil in a small bowl and mix.
4. Cut the ends off the bread stick.
5. Cut the bread into 1 cm thick slices.
6. Grill the bread slices on both sides until browned lightly, then put on a plate.
5. Put 1 - 2 teaspoons of the topping on each slice of toast.
6. Finish with a light sprinkle of fresh basil on the top.

Perhaps you might like to see where the tomatoes you have bought to make this are from. It should say on the packet. Can you find this country on a map or Google Earth. Think about which continent it is in.

Music



Your child enjoys a music lesson at school each week. Pooles Park uses Charanga.com which is an online teaching resource to support their music curriculum.

Your child now has a log in to use the home learning section of the website. Please find their login details in their year group home learning folder. Song resources and lessons have been added to their workspace for them to complete. We hope you enjoy it and feel free to join in with the fun!

Alternatively you can use <https://www.bbc.co.uk/bitesize/subjects/z7tnvcw> to access additional music education.

Art

Last week you learnt to draw a spider web. Can you apply these skills using a different material- perhaps chalk like this one



Or using string like this one

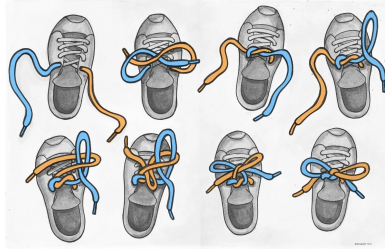


As always, if you would like to show me any of your learning, please send a picture to admin@poolespark.islington.sch.uk with the subject FAO Miss Haydon.

I can't wait to see what you've been up to!

Activities for the week

- Learn to tie up shoe laces. Even if you wear velcro shoes tying laces is an important life skill to learn. Make sure you practice each day until you can do it without an adult.



- Learn to fasten buttons and zips to make changing for PE really speedy. See if you can time yourself. How many buttons can you do up in 30 seconds?

Adults, there are some extra ideas below if your child is struggling with this

<https://www2.oxfordshire.gov.uk/cms/sites/default/files/folders/documents/childreducationandfamilies/educationandlearning/specialeducationalneeds/SEND/Dressingskillsbuttonsandzips.pdf>

- Tell the time to the hour and half past. Recognise what time you get up, what time you have lunch and what time you go to bed. Make a list of the different activities you do during the day and note down the time that they happen. Can you draw what it looks like on a clock?